



Salvi

Light inspired by you

Anima Wall

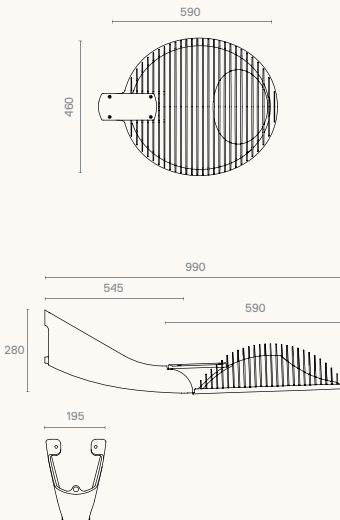


Anima Wall

A unique LED luminaire in its category. Thanks to its exclusive 3D LED patent, it achieves different photometries, minimal glare, and uniformity. The high efficiency of its LED (up to 130 lm/W) and its heat dissipation system make it one of the most efficient luminaires for use in public lighting.

Ideal for lighting streets, avenues, residential areas, parking lots, large sports and industrial areas.

Technical characteristics

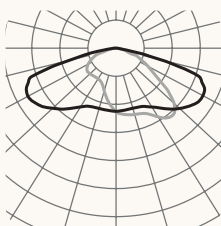
Height To be installed from 6 to 12 m	Dimensions 270 × 455 × 990 mm	Maximum power Maximum power 194W
Peak flow Maximum flux 29200lm.	Weight approx. Approximate weight: 11.5 kg.	IP / IK IP66 / IK09
Colour temperature 3000°K or 4000°K.	FHS < 0,1%	CRI Minimum 70
Lifespan L90B10 > 100,000 h (consult according to LED type and configuration).	Voltage AC 220 V - 240 V ~ 50/60 Hz *Class III.	Color Silver Grey G2. Other colors available.
Composition Composed of an upper heat-dissipating body and fixing made of EN AC 44300 cast aluminium with low copper content (<0.1%).	Fixing WALL fixing using special wall support.	Closing/opening Access to the connection terminal housing through a cover secured by M6 captive screws and a silicone sealing gasket.
Diffuser Tempered flat glass diffuser.	LED system Three-dimensional LED system with 14, 18, 20, or 40 high-efficiency LEDs. It incorporates a double-sided FRP flexible printed circuit	board for connecting the LEDs.
Lenses Independent parabolic lenses of our own design in "ultra-clear" PMMA with an optical efficiency of 93%.	Proportions 	
Standard IEC 60598, IEC 62031, IEC 62471, IEC 60529, EN 55015, IEC 61000, IEC 61547, IEC 62493, IEC 62471, IEC 61437, IEC 62384, EN 50102, CE.		
ISO ISO 9001, ISO 14001, ISO 45001.		

Photometries / Versions

Longitudinal Narrow F1M6



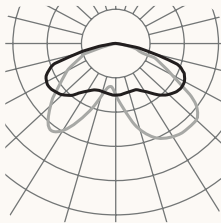
Longitudinal F2M2



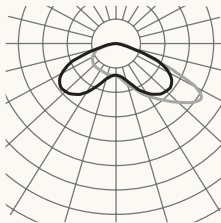
Longitudinal ancha F320



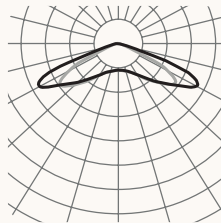
Longitudinal angle F3M3



Frontal F4M2



Extensive symmetry F5M1



Please refer to the product configurator for other options.

Versions

PCB	mA	2700K			3000K	
		W	lm	lm/W	lm	lm/W
14A	350	60	6580	109	8260	137
	500	85	9100	107	11200	131
	600	102	10640	104	13160	129
18A	350	77	8460	109	10620	137
	500	109	11700	107	14400	132
	700	153	15660	102	19440	127
20A	350	85	9400	110	11800	138
	500	121	13000	107	16000	132
	600	146	15200	104	18800	128
40A	350	170	18800	110	23600	138
	400	194	23600	121	29200	150
	400	194	23600	121	29200	150

Avda. del Vallés, 36 - 08185
Lliçà de Vall - Barcelona, Spain
www.salvi.es

Light inspired by you
info@salvi.es
+34 938 445 190

Salvi

2025-01 / Due to constant technological evolution, SALVI reserves the right to modify specifications without prior notice. The information contained in this document is for guidance only and does not constitute a contractual commitment.

