



Salvi

Light inspired by you

Basic L Top

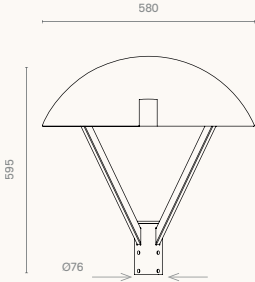


Basic L Top

A luminaire with an essential design that gives a versatile and attractive minimalist look. It offers a multitude of possibilities and adaptable versions for all types of public lighting. Because the greatest achievements start with simple things.

Ideal for lighting streets, avenues, pedestrian areas, parks and gardens.

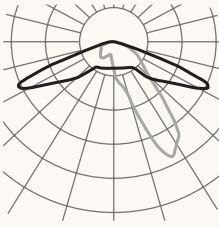
Technical characteristics

Height To be installed from 4 to 12 m	Dimensions 600 × Ø580 mm	Maximum power Maximum power 172W
Peak flow Maximum flux 21600lm.	Weight approx. Approximate weight: 12Kg.	IP / IK IP66 / IK08 / IK09 / IK10
Colour temperature 3000°K or 4000°K. Optionally available for environmentally friendly areas: amber filter, 2200°K or 2700°K.	FHS < 0.1% (Cierre lenticular y vidrio plano)	CRI Minimum 70
Lifespan L90B10 > 100,000 h (consult according to LED type and configuration).	Voltage AC 220 V - 240 V ~ 50/60 Hz *Class I / Class II optional.	Color Silver Grey G2. Other colors available.
Composition Composed of a body, top cover and fixing made of EN AC 44300 cast aluminium, hinge with a stainless steel axis between the cover and the ring integrated in the same cast aluminium, guaranteeing excellent robustness.	Fixing Vertical fixing on column with Ø60mm male terminal.	Closing/opening Manual opening/closing for tool-free maintenance, a stainless steel telescopic safety rod that keeps the lid open during maintenance, and a silicone seal.
Diffuser Lenticular diffuser made of PMMA or tempered glass (flat or lenticular glass).	LED system High-efficiency LED system in a circular arrangement. The type and number of LEDs vary depending on the version. There is a version	for every performance, durability, and cost requirement. SNAP optical group with ENEC certification.
Lenses A set of independent lenses of our own design made of optical PMMA with a performance of up to 93%. Optionally, a rear flow-recovery reflector made of injected and aluminized PMMA with a high reflectivity index (95%). The wide range of lenses and reflectors available provides an optimal solution for all photometric needs.	Proportions	
Standard IEC 60598, IEC 62031, IEC 62471, IEC 60529, EN 55015, IEC 61000, IEC 61547, IEC 62493, IEC 62471, IEC 61437, IEC 62384, EN 50102, CE.		

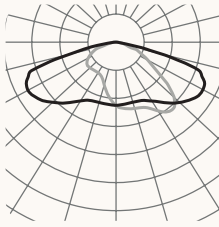
ISO
 ISO 9001, ISO 14001, ISO 45001.

Photometries / Versions

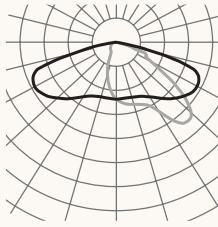
Longitudinal Narrow F1M6



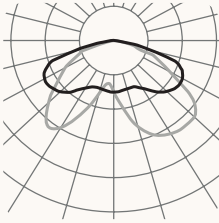
Longitudinal F2M2



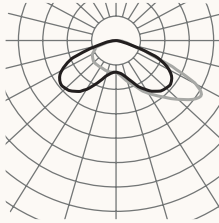
Longitudinal F2MD



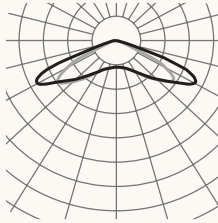
Longitudinal angle F3M3



Frontal F4M2



Extensive symmetry F5M1



Please refer to the product configurator for other options.

Versions

PCB	mA	2700K			3000K	
		W	lm	lm/W	lm	lm/W
085	350	19	2720	143	2960	155
	500	26	3760	144	4080	156
	700	37	4960	134	5360	144
185	350	41	6120	149	6660	162
	500	59	8460	143	9180	155
	600	70	9720	138	10620	151
16W	350	67	8640	128	9600	143
	500	96	12000	125	13280	138
	900	172	19520	113	21600	125
16Y	350	67	8640	128	9600	143
	500	96	12000	125	13280	138
	700	134	16000	119	17760	132
32C	350	36	5120	142	5440	151
	500	51	7040	138	7360	144
	1400	141	17280	122	17920	127
32D	350	36	5120	142	5440	151
	500	51	7040	138	7360	144
	700	71	9600	135	9920	139
18H	350	41	7200	175	7560	184
	500	59	10080	170	10440	176
	600	70	11880	169	12420	177
18G	350	41	7200	175	7560	184
	500	59	10080	170	10440	176
	900	105	16920	161	17640	168
08G	350	19	3200	168	3360	176
	500	26	4480	172	4640	178
	900	47	7520	160	7840	166

Avda. del Vallés, 36 - 08185
Lliçà de Vall - Barcelona, Spain
www.salvi.es

Light inspired by you
info@salvi.es
+34 938 445 190

Salvi

2025-01 / Due to constant technological evolution, SALVI reserves the right to modify specifications without prior notice. The information contained in this document is for guidance only and does not constitute a contractual commitment.

