



Salvi

Light inspired by you

Biro



Biro

Decorative light fixture with a cylindrical LED luminaire featuring Salvi's cutting-edge aesthetics and technology.

Ideal for lighting streets, avenues, pedestrian areas, parks and gardens.

Technical characteristics

Height

4.2m light spot

Peak flow

Maximum flux 15680lm.

Colour temperature

3000°K or 4000°K.

Lifespan

L90B10 > 100,000 h (check according to LED type and configuration).

Composition

Cylindrical column made of extruded AL6063 aluminum with a diffuser. The top closure is made of EN AC-44300 cast aluminum with a low copper content (<0.1%).

Diffuser

Cylindrical glazed injected PMMA diffuser.

Lenses

A set of independent lenses of our own design made of optical PMMA with a performance of up to 93%. Optionally, a rear flow-recovery reflector made of injected and aluminized PMMA with a high reflectivity index (95%). The wide range of lenses and reflectors available provides an optimal solution for all photometric needs.

Standard

IEC 60598, IEC 62031, IEC 62471, IEC 60529, EN 55015, IEC 61000, IEC 61547, IEC 62493, IEC 62471, IEC 61437, IEC 62384, EN 50102, CE.

ISO

ISO 9001, ISO 14001, ISO 45001.

Dimensions

4150 × Ø180 mm

Weight approx.

Approximate weight: 35 kg.

FHS

< 10%

Voltage

AC 220 V - 240 V ~ 50/60 Hz

*Class I / Class II optional.

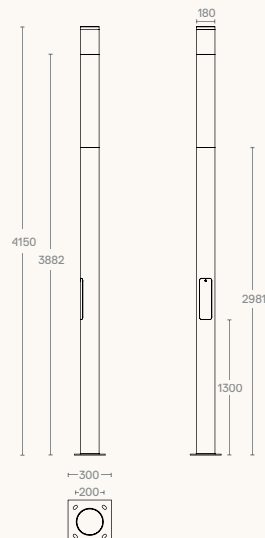
Fixing

Floor fixing with 4 M16 × 400mm bolts, distance between bolts 200×200mm.

LED system

High-efficiency LED system in a circular arrangement. The type and number of LEDs vary depending on the version. There is a version

Proportions



Maximum power

Maximum power 94W

IP / IK

IP66 / IK08 / IK09 / IK10

CRI

Minimum 70

Color

Silver Grey G2. Other colors available.

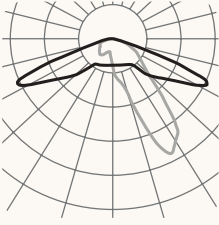
Closing/opening

Access to the electrical components is through the column's inspection door, and access to the LEDs is through the top cover secured to the body with

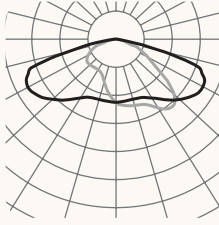
for every performance, durability, and cost requirement. SNAP optical group with ENEC certification.

Photometries / Versions

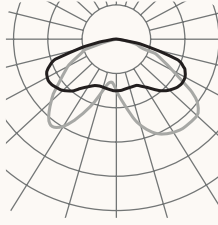
Longitudinal Narrow F1M6



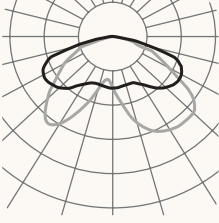
Longitudinal F2M2



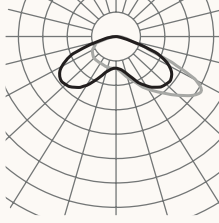
Longitudinal angle F3M3



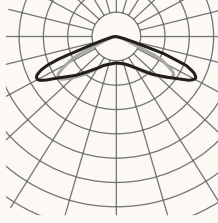
Longitudinal angle F3M3



Frontal F4M2



Extensive symmetry F5M1



Please refer to the product configurator for other options.

Versions

PCB	mA	2700K			3000K	
		W	lm	lm/W	lm	lm/W
16V	350	37	6400	172	6720	181
	500	52	8960	172	9280	178
	900	94	15040	160	15680	166
165	350	37	5440	147	5920	160
	500	52	7520	144	8160	156
	700	73	9920	135	10720	146

Avda. del Vallés, 36 - 08185
Lliçà de Vall - Barcelona, Spain
www.salvi.es

Light inspired by you
info@salvi.es
+34 938 445 190

Salvi

2025-01 / Due to constant technological evolution, SALVI reserves the right to modify specifications without prior notice. The information contained in this document is for guidance only and does not constitute a contractual commitment.

