



Salvi

Light inspired by you

Ice S Lat



Ice S Lat

An original and revolutionary LED luminaire concept, available for use in public lighting, bringing new light to urban spaces.

Ideal for lighting streets, avenues, residential areas, parks and gardens, pedestrian zones.

Technical characteristics

Height

To be installed from 4 to 6 m

Dimensions

Ø460 × 140 × 1000 mm

Maximum power

Maximum power 95W

Peak flow

Maximum flux 12720lm.

Weight approx.

Approximate weight: 5kg.

IP / IK

IP66 / IK09

Colour temperature

3000°K or 4000°K. Optionally:
2700°K.

FHS

< 5%

CRI

Minimum 70

Lifespan

L90B10 > 100,000 h (consult
according to LED type and con-
figuration).

Voltage

AC 220 V - 240 V ~ 50/60 Hz
*Class I / Class II optional.

Color

Silver Grey G2. Other colors
available.

Composition

Composed of a high-impact PMMA
body. Lid and support made of EN AC-
44300 die-cast aluminum with a low
copper content (<0.1%).

Fixing

Lateral fixing to the post using
a clamp and side arm in cast
aluminum.

Closing/opening

The top cover is secured with four
captive screws. Silicone gasket seal.

Diffuser

Optional with frosted diffuser
(comfort version).

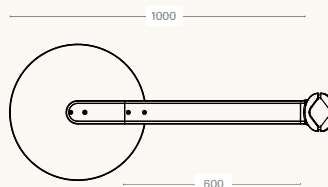
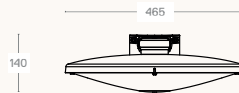
LED system

It incorporates 24 high-efficiency
LEDs in a circular arrangement.

Lenses

A set of independent lenses of our
own design made of optical PMMA
with a performance of up to 93%.
Optionally, a rear flow-recovery
reflector made of injected and
aluminized PMMA with a high
reflectivity index (95%). The wide
range of lenses and reflectors
available provides an optimal
solution for all photometric needs.

Proportions



Standard

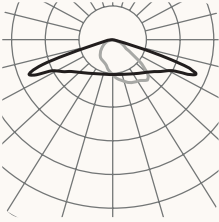
IEC 60598, IEC 62031, IEC 62471,
IEC 60529, EN 55015, IEC 61000,
IEC 61547, IEC 62493, IEC 62471,
IEC 61437, IEC 62384, EN 50102, CE.

ISO

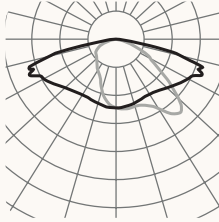
ISO 9001, ISO 14001, ISO 45001.

Photometries / Versions

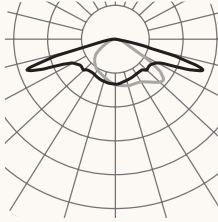
Longitudinal Narrow FIT2



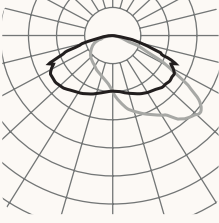
Longitudinal F2T1



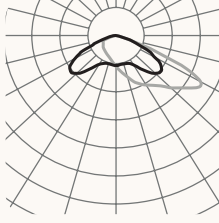
Longitudinal angle F3T3



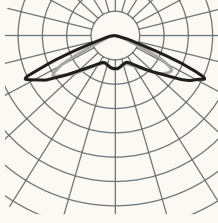
Longitudinal rather F3T4



Frontal F4T1



Extensive symmetry F5T1



Please refer to the product configurator for other options.

Versions

PCB	mA	2700K			3000K	
		W	lm	lm/W	lm	lm/W
24K	350	27	3840	142	4080	151
	500	38	5280	138	5520	145
	1200	91	11520	126	12000	131
24L	350	27	3840	142	4080	151
	500	38	5280	138	5520	145
	700	53	7200	135	7440	140
24F	350	26	3600	138	3840	147
	500	37	5040	136	5520	149
	1300	95	11520	121	12720	133
24G	350	26	3600	138	3840	147
	500	37	5040	136	5520	149
	600	44	6000	136	6480	147

Avda. del Vallés, 36 - 08185
Lliçà de Vall - Barcelona, Spain
www.salvi.es

Light inspired by you
info@salvi.es
+34 938 445 190

Salvi

2025-01 / Due to constant technological evolution, SALVI reserves the right to modify specifications without prior notice. The information contained in this document is for guidance only and does not constitute a contractual commitment.

