



Salvi

Light inspired by you

Icon Top



Icon Top

An original and revolutionary LED luminaire concept, offering new ways to use it in public lighting and bringing new light to urban spaces.

Ideal for lighting streets, avenues, residential areas, parks and gardens, pedestrian zones.

Technical characteristics

Height

To be installed from 4 to 6 m

Dimensions

Ø570 × 235 mm

Maximum power

Maximum power 97W

Peak flow

12720 lm

Weight approx.

Approximate weight: 7Kg.

IP / IK

IP66 / IK08

Colour temperature

3000°K or 4000°K. Optionally: 2200°K or 2700°K.

FHS

< 5%

CRI

Minimum 70

Lifespan

L90B10 > 100,000 h (consult according to LED type and configuration).

Voltage

AC 220 V - 240 V ~ 50/60 Hz
*Class I / Class II optional.

Color

Silver Grey G2. Other colors available.

Composition

Composed of a high impact resistance PMMA body and cover and a support made of EN AC-44300 injected cast aluminium with low copper content (<0.1%).

Fixing

Vertical fixing on a column with a Ø 60mm male terminal, and also lateral and wall fixing using a special arm.

Closing/opening

Manual top-threaded opening. Silicone gasket.

Diffuser

Optional with frosted diffuser (comfort version).

LED system

It incorporates 24 or 44 high-efficiency LEDs arranged in a circular pattern. SNAP optical group with ENEC certification.

Lenses

A set of independent lenses of our own design made of optical PMMA with a performance of up to 93%. Optionally, a rear flow-recovery reflector made of injected and aluminized PMMA with a high reflectivity index (95%). The wide range of lenses and reflectors available provides an optimal solution for all photometric needs.

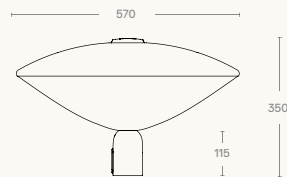
Proportions

Standard

IEC 60598, IEC 62031, IEC 62471, IEC 60529, EN 55015, IEC 61000, IEC 61547, IEC 62493, IEC 62471, IEC 61437, IEC 62384, EN 50102, CE.

ISO

ISO 9001, ISO 14001, ISO 45001.

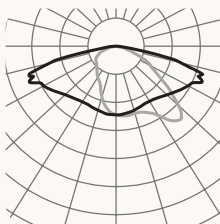


Photometries / Versions

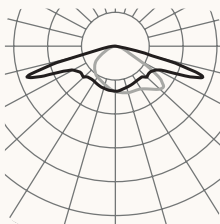
Longitudinal Narrow FIT2



Longitudinal F2T1



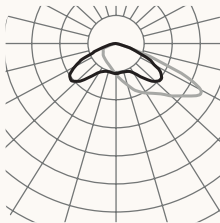
Longitudinal angle F3T3



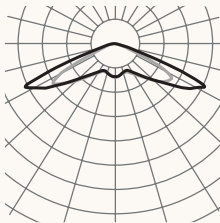
Longitudinal rather F3T4



Frontal F4T1



Extensive symmetry F5T1



Please refer to the product configurator for other options.

Versions

PCB	mA	2700K			3000K	
		W	lm	lm/W	lm	lm/W
24A	350	26	3600	138	3840	147
	500	37	5040	136	5520	149
	1300	95	11520	121	12720	133
24B	350	26	3600	138	3840	147
	500	37	5040	136	5520	149
	600	44	6000	136	6480	147
24I	350	27	3840	142	4080	151
	500	38	5280	138	5520	145
	1200	91	11520	126	12000	131
24J	350	27	3840	142	4080	151
	500	38	5280	138	5520	145
	700	53	7200	135	7440	140

Avda. del Vallés, 36 - 08185
Lliçà de Vall - Barcelona, Spain
www.salvi.es

Light inspired by you
info@salvi.es
+34 938 445 190

Salvi

2025-01 / Due to constant technological evolution, SALVI reserves the right to modify specifications without prior notice. The information contained in this document is for guidance only and does not constitute a contractual commitment.

