



Salvi

Light inspired by you

Lan S



Lan S

Linear luminaire for urban roads using LED technology. Together with the tubular structure column, they form the Lan light source.

Ideal for lighting streets, avenues, residential areas, pedestrian zones.

Technical characteristics

Height

6.5m light spot

Dimensions

1020 × Ø180mm

Maximum power

Maximum power 84W

Peak flow

Maximum flux 13720lm.

Weight approx.

Approximate weight of light: 12

IP / IK

IP66 / IK08 / IK10

Colour temperature

3000°K or 4000°K. Optionally for environmentally protected areas: 2200°K or 2700°K.

FHS

< 0,1%

CRI

Minimum 70

Lifespan

L90B10 > 100,000 h (consult according to LED type and configuration).

Voltage

AC 220 V - 240 V ~ 50/60 Hz
*Class I / Class II optional.

Color

Silver Grey G2. Other colors available.

Composition

Composed of a tubular structure made of AA-6063T5 extruded aluminum with low copper content (<0.1%).

Fixing

Horizontal fixing on LAN column with special female input.

Closing/opening

Access to the equipment through the front cover, fixed to the body with M6 captive screws and a silicone gasket.

Diffuser

Tempered flat glass diffuser.

LED system

Includes 1 or 2 UPS with high-efficiency LEDs in alternating arrangement.

Lenses

A set of independent lenses of our own design made of optical PMMA with a performance of up to 93%. Optionally, a rear flow-recovery reflector made of injected and aluminized PMMA with a high reflectivity index (95%). The wide range of lenses and reflectors available provides an optimal solution for all photometric needs.

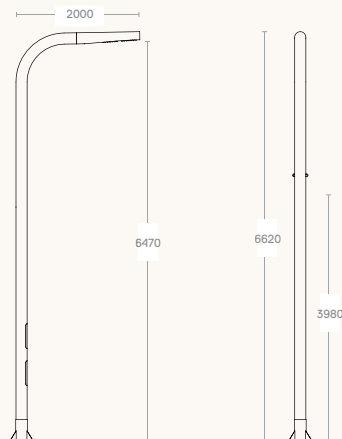
Proportions

Standard

IEC 60598, IEC 62031, IEC 62471, IEC 60529, EN 55015, IEC 61000, IEC 61547, IEC 62493, IEC 62471, IEC 61437, IEC 62384, EN 50102, CE.

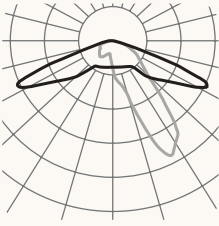
ISO

ISO 9001, ISO 14001, ISO 45001.

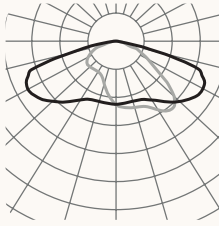


Photometries / Versions

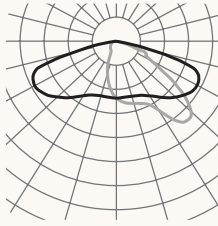
Longitudinal Narrow F1M6



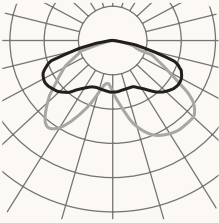
Longitudinal F2M2



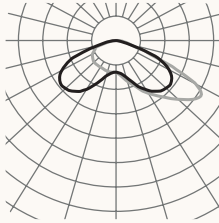
Longitudinal F2MD



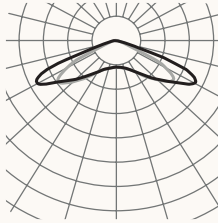
Longitudinal angle F3M3



Frontal F4M2



Symmetric Extensive F5M1



Please refer to the product configurator for other options.

Versions

PCB	mA	2700K			3000K	
		W	lm	lm/W	lm	lm/W
07Z	350	30	3780	126	4200	140
	500	42	5250	125	5810	138
	500	42	5250	125	5810	138
14Z	350	59	7560	128	8400	142
	500	84	10500	125	11620	138
	500	84	10500	125	11620	138
14X	350	59	7560	128	8400	142
	500	84	10500	125	11620	138
	500	84	10500	125	11620	138
07S	350	16	2800	175	2940	183
	500	23	3920	170	4060	176
	900	41	6580	160	6860	167
14O	350	32	5600	175	5880	183
	500	46	7840	170	8120	176
	900	82	13160	160	13720	167
14U	350	32	5600	175	5880	183
	500	46	7840	170	8120	176
	700	64	10640	166	11060	172

Avda. del Vallés, 36 - 08185
Lliçà de Vall - Barcelona, Spain
www.salvi.es

Light inspired by you
info@salvi.es
+34 938 445 190

Salvi

2025-01 / Due to constant technological evolution, SALVI reserves the right to modify specifications without prior notice. The information contained in this document is for guidance only and does not constitute a contractual commitment.

