

Salvi

Light inspired by you

Metro S



Metro S

High-efficiency projector. Manufactured with top-quality materials, it guarantees minimal operating costs. The equipment can be installed in a thermally insulated enclosure, or remotely in a cabinet at the base of the column. The Smartec remote monitoring and control system can be optionally incorporated to facilitate maintenance and improve energy and operating costs.

Ideal for lighting tunnels, large areas, sports facilities, industrial spaces and airports, beaconing and signage.

Technical characteristics

Height

To be installed from 4 to 25 m

Peak flow

94080 lm

Colour temperature

3000°K or 4000°K. Optionally for industrial and sports facilities: 5000°K, 6000°K.

Lifespan

L90B10 > 100,000 h (consult according to LED type and configuration).

Composition

Composed of an extruded AA-6063T5 aluminum heatsink body and an EN AC 44300 type aluminum box, both with low copper content (<0.1%).

Diffuser

Ultra-transparent tempered flat glass diffuser (transmissivity >98%).

Lenses

A set of independent lenses of our own design made of optical PMMA with a performance of up to 93%. Optionally, a rear flow-recovery reflector made of injected and aluminized PMMA with a high reflectivity index (95%). The wide range of lenses and reflectors available provides an optimal solution for all photometric needs.

Standard

IEC 60598, IEC 62031, IEC 62471, IEC 60529, EN 55015, IEC 61000, IEC 61547, IEC 62493, IEC 62471, IEC 61437, IEC 62384, EN 50102, CE.

ISO

ISO 9001, ISO 14001, ISO 45001.

Dimensions

334 × 400 × 105mm (sin lira)

Weight approx.

Approximate weight: 12Kg.

FHS

< 0,1%

Voltage

AC 220 V - 240 V ~ 50/60 Hz
*Class I / Class II optional.

Fixing

Fixing by means of an adjustable lyre to the wall or support.

LED system

8 or 16 high-efficiency LEDs in a linear arrangement.

Proportions

Maximum power

Maximum power 248W

IP / IK

IP66 / IK08 / IK09 / IK10

CRI

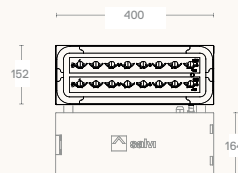
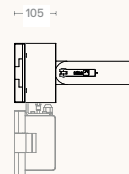
Minimum 70

Color

Silver Grey G2. Other colors available.

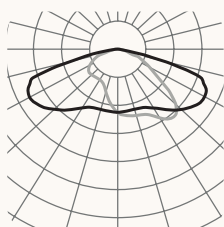
Closing/opening

Manual opening/closing for tool-free maintenance, closed silicone gasket, plate for fixing the driver and electronics in a separate compartment.

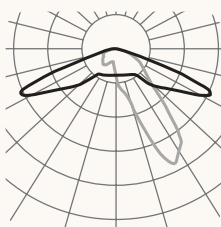


Photometries / Versions

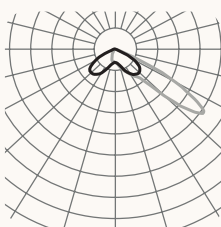
Longitudinal F2M2



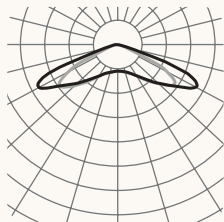
Longitudinal Narrow F1M6



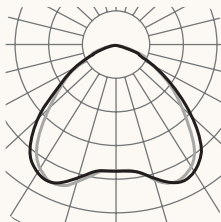
Asymmetric Longitudinal



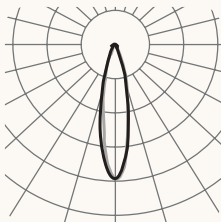
Symmetric Extensive F5M1



Asymmetric Intensive 50°



Asymmetric Intensive 20°



Please refer to the product configurator for other options.

Versions

PCB	mA	2700K			3000K	
		W	lm	lm/W	lm	lm/W
08Z	350	34	4320	127	4800	141
	500	48	6000	125	6640	138
	1300	124	12560	101	13920	112
16Z	350	67	8640	128	9600	143
	500	96	12000	125	13280	138
	1300	248	25120	101	27840	112
167	350	37	5440	147	5920	160
	500	52	7520	144	8160	156
	700	73	9920	135	10720	146
16G	350	37	6400	172	6720	181
	500	52	8960	172	9280	178
	900	94	15040	160	15680	166
25G	350	57	10000	175	10500	184
	500	81	14000	172	14500	179
	900	146	23500	160	24500	167

2025-01 / Due to constant technological evolution, SALVI reserves the right to modify specifications without prior notice. The information contained in this document is for guidance only and does not constitute a contractual commitment.



Avda. del Vallés, 36 - 08185
Lliçà de Vall - Barcelona, Spain
www.salvi.es

Light inspired by you
info@salvi.es
+34 938 445 190

Salvi

