



Salvi

Light inspired by you

Venus S Max

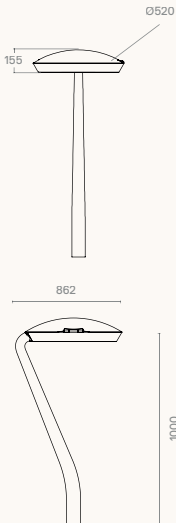


Venus S Max

The timeless Venus luminaire blends perfectly into any urban environment.

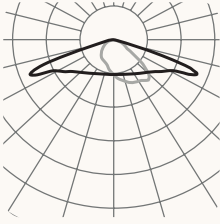
Ideal for lighting streets, avenues, pedestrian areas, parks and gardens.

Technical characteristics

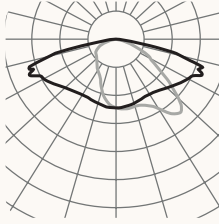
Height To be installed from 4.5 to 9 m	Dimensions 1125 × Ø520 mm	Maximum power Maximum power 115W
Peak flow Maximum flux 17640lm.	Weight approx. Peso approx.: 10Kg.	IP / IK IP66 / IK08 / IK09 / IK10
Colour temperature 3000°K or 4000°K. Optionally available for environmentally friendly areas: amber filter, 2200°K or 2700°K.	FHS < 0.1% (Cierre lenticular y vidrio plano)	CRI Minimum 70
Lifespan L90B10 > 100,000 h (consult according to LED type and configuration).	Voltage AC 220 V - 240 V ~ 50/60 Hz *Class I / Class II optional.	Color Silver Grey G2. Other colors available.
Composition Composed of body, cover and fixing arm in magnesium aluminum alloy type EN AC 44300 with low copper content (<0.1%).	Fixing Vertical fixing on column with Ø60mm male input.	Closing/opening Manual closure using a cast aluminum snap-on safety lever integrated into the lid, a stainless steel telescopic safety rod for securing the lid in an open position,
Diffuser PMMA lenticular diffuser or tempered flat glass diffuser.	LED system High-efficiency LED system in a circular arrangement. The type and number of LEDs vary depending on the version. There is a version	for every performance, durability, and cost requirement. SNAP optical group with ENEC certification.
Lenses A set of independent lenses of our own design made of optical PMMA with a performance of up to 93%. Optionally, a rear flow-recovery reflector made of injected and aluminized PMMA with a high reflectivity index (95%). The wide range of lenses and reflectors available provides an optimal solution for all photometric needs.	Proportions	 <p>The image contains two technical drawings of the luminaire. The top drawing is a top-down view showing a circular top with a diameter of 520 mm (Ø520) and a height of 155 mm. The bottom drawing is a side view showing the luminaire's profile, with a total height of 1000 mm and a width of 862 mm at the top.</p>
Standard IEC 60598, IEC 62031, IEC 62471, IEC 60529, EN 55015, IEC 61000, IEC 61547, IEC 62493, IEC 62471, IEC 61437, IEC 62384, EN 50102, CE.		
ISO ISO 9001, ISO 14001, ISO 45001.		

Photometries / Versions

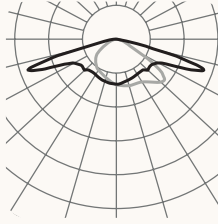
Longitudinal Narrow FIT2



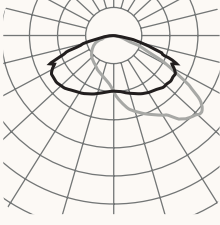
Longitudinal F2T1



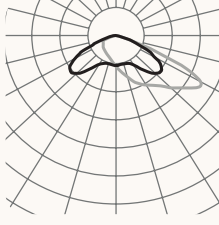
Longitudinal angle F3T3



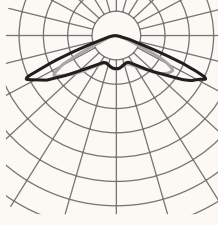
Longitudinal rather F3T4



Frontal F4T1



Extensive symmetry F5T1



Please refer to the product configurator for other options.

Versions

PCB	mA	2700K			3000K	
		W	lm	lm/W	lm	lm/W
085	350	19	2720	143	2960	155
	500	26	3760	144	4080	156
	700	37	4960	134	5360	144
185	350	41	6120	149	6660	162
	500	59	8460	143	9180	155
	600	70	9720	138	10620	151
186	350	41	6120	149	6660	162
	500	59	8460	143	9180	155
	600	70	9720	138	10620	151
16W	350	67	8640	128	9600	143
	500	96	12000	125	13280	138
	600	115	14080	122	15520	134
16Y	350	67	8640	128	9600	143
	500	96	12000	125	13280	138
	600	96	12000	125	13280	138
16C	350	18	2560	142	2720	151
	500	26	3520	135	3680	141
	1500	76	9120	120	9440	124
16D	350	18	2560	142	2720	151
	500	26	3520	135	3680	141
	700	36	4800	133	4960	137
32C	350	36	5120	142	5440	151
	500	51	7040	138	7360	144
	900	91	11840	130	12480	137
32D	350	36	5120	142	5440	151
	500	51	7040	138	7360	144
	700	71	9600	135	9920	139

Avda. del Vallés, 36 - 08185
Lliçà de Vall - Barcelona, Spain
www.salvi.es

Light inspired by you
info@salvi.es
+34 938 445 190

Salvi

2025-01 / Due to constant technological evolution, SALVI reserves the right to modify specifications without prior notice. The information contained in this document is for guidance only and does not constitute a contractual commitment.

