



**Salvi**

Light inspired by you

# Walk Lat



## Walk Lat

The WALK luminaire is an updated version of the classic four-sided luminaire, elegant and adapted to the urban environment.

Ideal for lighting streets, avenues, pedestrian areas, residential areas, parks and gardens.

# Technical characteristics

## Height

To be installed from 4 to 6 m

## Dimensions

430 × 430 × 550 mm

## Maximum power

187W

## Peak flow

31680lm

## Weight approx.

Peso approx.: 15Kg.

## IP / IK

IP66 / IK08 (grupo óptico IK10)

## Colour temperature

3000°K or 4000°K. Optionally available for environmentally friendly areas: amber filter, 2200°K or 2700°K.

## FHS

< 0,1%

## CRI

Minimum 70

## Lifespan

L90B10 > 100,000 h (consult according to LED type and configuration).

## Voltage

AC 220 V - 240 V ~ 50/60 Hz  
\*Class I / Class II optional.

## Color

Silver Grey G2. Other colors available.

## Composition

Composed of body, top cover and fixing structure in EN AC 44300 type aluminium alloy with low copper content (<0.1%).

## Fixing

Lateral fixing, LAT, by means of a clamp and cast aluminium arm.

## Closing/opening

Access to the equipment through the top cover, fixed to the body with M6 captive screws and a silicone gasket.

## Diffuser

High impact resistance PMMA diffuser or tempered flat glass.

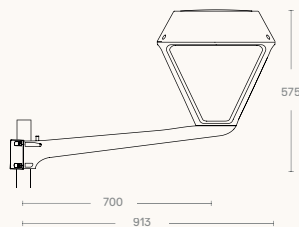
## LED system

Optical group with high-efficiency LEDs in a rectangular arrangement.

## Lenses

A set of independent lenses of our own design made of optical PMMA with a performance of up to 93%. Optionally, a rear flow-recovery reflector made of injected and aluminized PMMA with a high reflectivity index (95%). The wide range of lenses and reflectors available provides an optimal solution for all photometric needs.

## Proportions

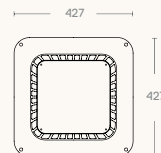


## Standard

IEC 60598, IEC 62031, IEC 62471, IEC 60529, EN 55015, IEC 61000, IEC 61547, IEC 62493, IEC 62471, IEC 61437, IEC 62384, EN 50102, CE.

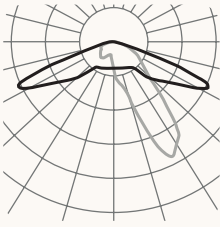
## ISO

ISO 9001, ISO 14001, ISO 45001.

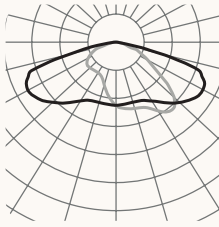


# Photometries / Versions

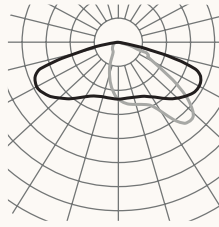
Longitudinal Narrow F1M6



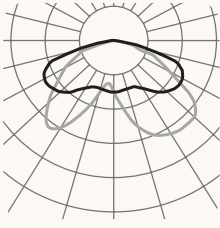
Longitudinal F2M2



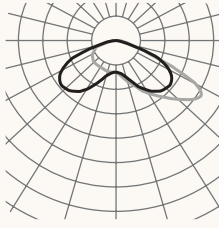
Longitudinal F2MD



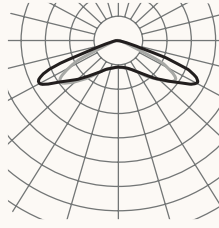
Longitudinal angle F3M3



Frontal F4M2



Extensive symmetry F5M1



Please refer to the product configurator for other options.

## Versions

| PCB | mA  | 2700K |       |      | 3000K |      |
|-----|-----|-------|-------|------|-------|------|
|     |     | W     | lm    | lm/W | lm    | lm/W |
| 246 | 350 | 55    | 8160  | 148  | 8880  | 161  |
|     | 500 | 78    | 11280 | 144  | 12240 | 156  |
|     | 500 | 78    | 11280 | 144  | 12240 | 156  |
| 245 | 350 | 55    | 8160  | 148  | 8880  | 161  |
|     | 500 | 78    | 11280 | 144  | 12240 | 156  |
|     | 700 | 109   | 14880 | 136  | 16080 | 147  |
| 12E | 350 | 28    | 4800  | 171  | 5040  | 180  |
|     | 500 | 39    | 6720  | 172  | 6960  | 178  |
|     | 900 | 70    | 11280 | 161  | 11760 | 168  |
| 12F | 350 | 28    | 4800  | 171  | 5040  | 180  |
|     | 500 | 39    | 6720  | 172  | 6960  | 178  |
|     | 600 | 47    | 7920  | 168  | 8280  | 176  |
| 24E | 350 | 55    | 9600  | 174  | 10080 | 183  |
|     | 500 | 78    | 13440 | 172  | 13920 | 178  |
|     | 900 | 140   | 22560 | 161  | 23520 | 168  |
| 36E | 350 | 82    | 14400 | 175  | 15120 | 184  |
|     | 500 | 117   | 20160 | 172  | 20880 | 178  |
|     | 800 | 187   | 30600 | 163  | 31680 | 169  |
| 36F | 350 | 82    | 14400 | 175  | 15120 | 184  |
|     | 500 | 117   | 20160 | 172  | 20880 | 178  |
|     | 500 | 117   | 20160 | 172  | 20880 | 178  |

Avda. del Vallés, 36 - 08185  
Lliçà de Vall - Barcelona, Spain  
www.salvi.es

Light inspired by you  
info@salvi.es  
+34 938 445 190

# Salvi

2025-01 / Due to constant technological evolution, SALVI reserves the right to modify specifications without prior notice. The information contained in this document is for guidance only and does not constitute a contractual commitment.

