



Salvi

Light inspired by you

Walk Top



Walk Top

The WALK luminaire is an updated version of the classic four-sided luminaire, elegant and adapted to the urban environment.

Ideal for lighting streets, avenues, pedestrian areas, residential areas, parks and gardens.

Technical characteristics

Height

To be installed from 4 to 6 m

Dimensions

430 × 430 × 550 mm

Maximum power

187W

Peak flow

31680lm

Weight approx.

Approximate weight: 13Kg.

IP / IK

IP66 / IK08 (grupo óptico IK10)

Colour temperature

3000°K or 4000°K. Optionally available for environmentally friendly areas: amber filter, 2200°K or 2700°K.

FHS

< 0,1%

CRI

Minimum 70

Lifespan

L90B10 > 100,000 h (consult according to LED type and configuration).

Voltage

AC 220 V - 240 V ~ 50/60 Hz

*Class I / Class II optional.

Color

Silver Grey G2. Other colors available.

Composition

Composed of body, top cover and fixing structure in EN AC 44300 type aluminium alloy with low copper content (<0.1%).

Fixing

Female vertical fixing (TOP)
Øint62mm Øext76mm.

Closing/opening

Access to the equipment through the top cover, fixed to the body with M6 captive screws and a silicone gasket.

Diffuser

High impact resistance PMMA diffuser or tempered flat glass.

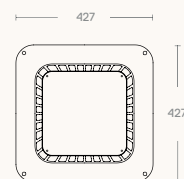
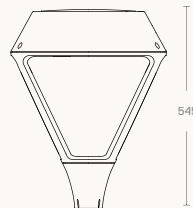
LED system

Optical group with high-efficiency LEDs in a rectangular arrangement.

Lenses

A set of independent lenses of our own design made of optical PMMA with a performance of up to 93%. Optionally, a rear flow-recovery reflector made of injected and aluminized PMMA with a high reflectivity index (95%). The wide range of lenses and reflectors available provides an optimal solution for all photometric needs.

Proportions



Standard

IEC 60598, IEC 62031, IEC 62471, IEC 60529, EN 55015, IEC 61000, IEC 61547, IEC 62493, IEC 62471, IEC 61437, IEC 62384, EN 50102, CE.

ISO

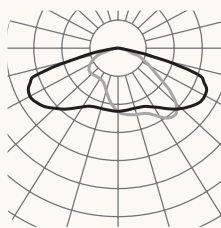
ISO 9001, ISO 14001, ISO 45001.

Photometries / Versions

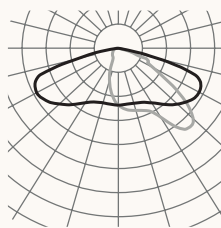
Longitudinal Narrow F1M6



Longitudinal F2M2



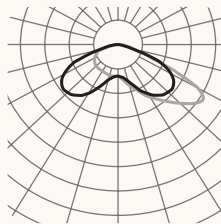
Longitudinal F2MD



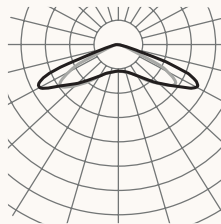
Longitudinal angle F3M3



Frontal F4M2



Extensive symmetry F5M1



Please refer to the product configurator for other options.

Versions

PCB	mA	2700K			3000K	
		W	lm	lm/W	lm	lm/W
246	350	55	8160	148	8880	161
	500	78	11280	144	12240	156
	500	78	11280	144	12240	156
245	350	55	8160	148	8880	161
	500	78	11280	144	12240	156
	700	109	14880	136	16080	147
12E	350	28	4800	171	5040	180
	500	39	6720	172	6960	178
	900	70	11280	161	11760	168
12F	350	28	4800	171	5040	180
	500	39	6720	172	6960	178
	600	47	7920	168	8280	176
24E	350	55	9600	174	10080	183
	500	78	13440	172	13920	178
	900	140	22560	161	23520	168
36E	350	82	14400	175	15120	184
	500	117	20160	172	20880	178
	800	187	30600	163	31680	169
36F	350	82	14400	175	15120	184
	500	117	20160	172	20880	178

2025-01 / Due to constant technological evolution, SALVI reserves the right to modify specifications without prior notice. The information contained in this document is for guidance only and does not constitute a contractual commitment.



Avda. del Vallés, 36 - 08185
Lliçà de Vall - Barcelona, Spain
www.salvi.es

Light inspired by you
info@salvi.es
+34 938 445 190

Salvi

